





774

PRODUCT SPECIFICATIONS



Capacity

Electric Frequency	60 Hz			50 Hz		
	Air-Cooled	Remote	Water-Cooled	Air-Cooled	Remote	Water-Cooled
Barrel Volume	176 oz	176 oz	176 oz	N/A	N/A	N/A
Continuous Draw - Single Barrel [§]	-	5,280 oz/hr	4,800 oz/hr	N/A	N/A	N/A
Continuous Draw - Alternating Barrels [§]	5,160 oz/hr	6,240 oz/hr	5,580 oz/hr	N/A	N/A	N/A
Recovery Time [§]	4 mins	3 mins	3.5 mins	N/A	N/A	N/A
Refrigeration	19,000 BTU/Hr, R-404A			N/A		
Agency	 Complies with IEC 60335-1; IEC 60335-2-24; IEC 60335-2-75; EN 50581; EN 61000-6-2; and EN 61000-6-4. [‡]			 N/A		

[§] Testing completed at 75°F (24°C).

[‡] Agency compliance applies to air-cooled dispensers.

Electrical Requirements

Electric Frequency	60 Hz	50 Hz
Voltage	215 - 245 VAC ^Δ , Single Phase	N/A
Current	30 Amps	N/A
Receptacle	NEMA #L6-30R, 3 Wire	N/A
Beater Motor	(4) 1/6 HP, 0.85 A	N/A
Fan Motor	(1) 1/4 HP, 0.83 A	N/A

^Δ Buck-boost transformer required for operation outside this range.

ROHS Compliant. FBD strives for continuous improvements and engineering innovations. Equipment design and/or specifications may change without notice.

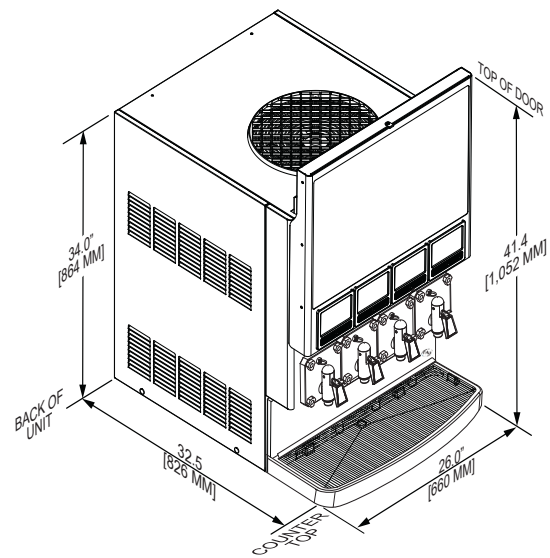
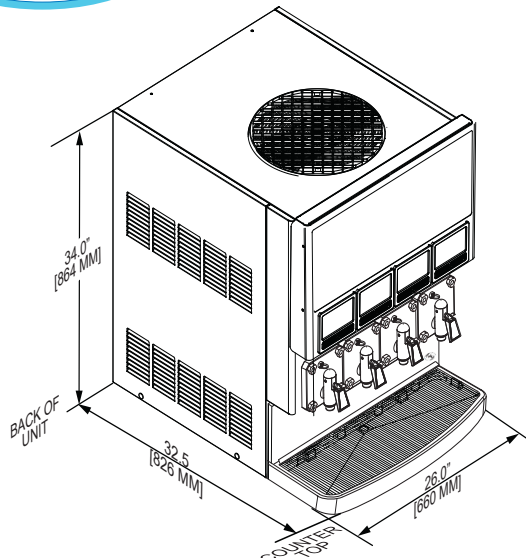
©2019, FBD Partnership, L.P. FBD®, the FBD logo, and "Everyone Loves Frozen™" are trademarks of FBD Partnership, L.P., all rights reserved.



Frozen Beverage Dispensers

EVERYONE LOVES FROZEN™

774



Weights & Dimensions

Measuring System	Imperial			Metric		
	Short Door		Tall Door	Short Door		Tall Door
Door Model	Short Door		Tall Door	Short Door		Tall Door
Height	34.0 in		41.4 in	864 mm		1,052 mm
Width	26.0 in			660 mm		
Depth	32.5 in			826 mm		
Back/Side Clearance (Min.)	3 in			76 mm		
Top Clearance (Min.)	12 - 36 in*			304 - 914 mm*		
Duratrans	10 in x 25 7/8 in		17 3/4 in x 25 7/8 in	254 mm x 657 mm		451 mm x 657 mm
Flavor Card	4 7/8 in x 3 1/2 in			124 mm x 89 mm		
Dispenser Type	Air-Cooled	Remote	Water-Cooled	Air-Cooled	Remote	Water-Cooled
Empty Weight	418 lbs	400 lbs	415 lbs	190 kg	182 kg	188 kg
Operating Weight	464 lbs	446 lbs	461 lbs	211 kg	202 kg	209 kg

* 12 in (304 mm) with side or back open-air conditions, 36 in (914 mm) in equipment alcove.

Water, CO₂ and Syrup Requirements

Measuring System	Imperial		Metric	
	Water System Input	3/8" Supply Line, 30 PSIG Flowing (minimum)		3/8" Supply Line, 207 kPag Flowing (minimum)
CO ₂ System Input	70 - 72 PSIG (maximum)		483 - 496 kPag (maximum)	
Condenser Water Inlet Flow Rate ^o	1 - 3 gal / min		3.8 - 11.4 L/min	
Condenser Water Inlet Temperature ^o	40 - 90° F		4.4 - 32° C	
Syrup	Input: 70 - 72 PSIG (483 - 496 kPag)			
	Bag-In-Box (BIB) Connections, (4) Base Syrups			

^o For water-cooled dispensers.